

The **student** may add or edit pronouns in UAccess Student Self-Service. Go to the Personal Information section and click on “Names.”

UAccess Student Self-Service Screenshot:

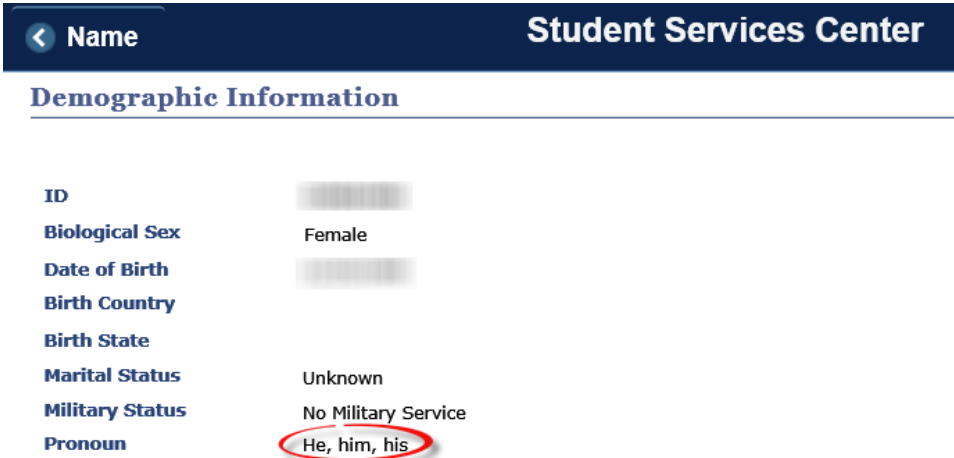


The options include:

- He, him, his
- She, her, hers
- They, them, theirs
- Xe, xem, xyr
- Ze, zir

Staff can view pronouns in UAccess Student Services Center.

UAccess Student Services Center Screenshot:







Instructors can view pronouns on their UAccess Class Photo Roster.

UAccess Class Photo Roster Screenshot:

Class Photo Roster

Term: Fall 2017 February 28, 2018
Class: ENGL 101 - 027 (31512) - First-Year Composition (Lecture) **Enrollment Total: 19**

			
Freshman	Freshman	Freshman	Freshman
*He, him, his			

Student Photo Policy
UA student photos are private educational records disclosable only to University faculty and staff with a legitimate educational interest (attendance, testing, academic advising and identification in health and safety situations).
Disclosure without a legitimate educational interest requires the written consent of each student.
***This student has indicated their pronoun(s).**