

**Using the
Check Eligibility Feature
in Your UAccess Shopping Cart**

You can use CHECK ELIGIBILITY to see if the classes in your shopping cart will be successfully processed when your enrollment appointment begins and you are ready to register for classes.

The screenshot shows a student center interface with a blue header bar labeled 'Academics'. On the left, there are navigation links: 'Search', 'Plan', 'Enroll', 'My Academics', and 'Booklist'. Below these is a search box containing 'other academic...'. The main content area features a 'Deadlines' section with a 'D2L' icon, followed by a 'This Week's Schedule' table. The table has columns for 'Class' and 'Schedule'. A green callout box with white text is overlaid on the table, stating: 'From your Student Center, choose enrollment shopping cart'. A green arrow points from the callout box to the 'enrollment shopping cart' link below the table. The table row shows 'TRAD 104-104 LEC (77987)' with a 'weekly schedule' link. To the right of the table are three sections: 'SEARCH FOR CLASSES' (a green button), 'Notices & Holds' (showing 'No Holds.'), and 'To Do List' (with a 'details' link). Below these is the 'Enrollment Dates' section, which includes a 'Shopping Cart Appointment' notice: 'Your Shopping Cart for the Spring 2011 Regular Academic Session session is available for use beginning September 22, 2010 @ 6:00AM'. A 'details' link is at the bottom right of this section.

Academics

Search
Plan
Enroll
My Academics
Booklist

other academic...

Deadlines D2L

This Week's Schedule

	Class	Schedule
	TRAD 104-104 LEC (77987)	TuTh 4:00PM - 5:15PM Social Sciences, Rm 100

weekly schedule ▶
enrollment shopping cart ▶

SEARCH FOR CLASSES

Notices & Holds
No Holds.

To Do List
details ▶

Enrollment Dates

Shopping Cart Appointment
Your Shopping Cart for the Spring 2011 Regular Academic Session session is available for use beginning September 22, 2010 @ 6:00AM
details ▶

Search

Plan

Enroll

My Academics

Booklist

my planner

shopping cart

course history

Shopping Cart

Select Term

Select a term then click Continue.

	Term	Career	Institution
<input type="radio"/>	Fall 2010	Undergraduate	The University of Arizona
<input type="radio"/>	Spring 2011	Undergraduate	The University of Arizona

Choose *Spring 2011* and
then *Continue*

CONTINUE

Shopping Cart

Add Classes to Shopping Cart

Use the Shopping Cart to temporarily save classes until it is time to enroll for this term. Before enrolling, verify that the courses you've saved are still available or add new course selections.

Spring 2011 | Undergraduate | The University of Arizona [change term](#)

Open Closed Wait List

Add to Cart: **Spring 2011 Shopping Cart**

Enter Class Nbr
 [enter](#)

Find Classes

- Class Search
- My Requirements
- My Planner

[search](#)

Your enrollment shopping cart is empty.

▼ My Spring 2011 Class Schedule

You are not registered for classes in this term.

Shopping Cart

Add Classes to Shopping Cart

Use the Shopping Cart to temporarily save classes until it is time to enroll for this term. Before enrolling, verify that the courses you've saved are still available or add new course selections.

Spring 2011 | Undergraduate | The University of Arizona [change term](#)

Open Closed Wait List

Add to Cart:

Enter Class Nbr
 [enter](#)

Find Classes

- Class Search
- My Requirements
- My Planner

[search](#)

Spring 2011 Shopping Cart						
Select	Class	Days/Times	Room	Instructor	Units	Status
<input type="checkbox"/>	ENGL 102-002 (6253)	MoWeFr 8:00AM - 8:50AM	Biol Sci West, Rm 212	Staff	3	
<input checked="" type="checkbox"/>	INDV 103-081 (41069)	MoWe 3:30PM - 4:45PM	Modern Languages, Rm 350	Staff	3.00	<input checked="" type="radio"/>
<input type="checkbox"/>	TRAD 101-002 (40754)	Tu 5:30PM - 8:00PM	M Pacheco ILC, Rm 137	B. Ijagbemi	3.00	<input checked="" type="radio"/>

for selected: [delete](#) [check eligibility](#) [enroll](#)

My Spring 2011 Class Schedule

You are not registered for classes in this term.

Once you have classes in your shopping cart, you can select a class and then click on the *check eligibility* button.

If you are eligible to enroll in this class, you will see the *OK to Add* message. **THIS DOES NOT MEAN THAT YOU ARE NOW ENROLLED IN THE CLASS.** This means that when your enrollment appointment begins, if this class has seats available and you try to enroll in this class, you will be eligible.

Search Plan Enroll My Academics Booklist

my planner shopping cart course history

Shopping Cart

Add Classes to Shopping Cart

View the following status report for enrollment confirmations and errors:

✓ OK to Add ✗ Potential Problem

Description	Message	Status
INDV 103	OK to Add.	✓

SHOPPING CART

Search Plan Enroll My Academics Booklist

my planner shopping cart course history

Shopping Cart

1

1. Select classes to add - Enrollment Preferences

Spring 2011 | Undergraduate | The University of Arizona

ARC 452H - Honors Senior Project

Class Preferences

ARC 452H-001 Studio ● Open

Wait List Wait list if class is full

Grading Regular Grades A, B, C, D, E

Session Regular Academic Session

Career Undergraduate

Unit 6.00

Enrollment Information

- Student must be active in the Honors College. (rg:015056)
- Honors Course
- Honors Course

Requirement Designation

Honors Course

CANCEL NEXT

Section	Component	Days & Times	Room	Instructor	Start/End D
001	Studio	MoWeFr 1:00PM - 4:50PM	TBA	Staff	01/12/2011 - 05/04/2011

NOTES

Class Notes 0

**Course Requisites: ARC 451; admission to Honors Program.

When adding classes to your shopping cart, take note of special *Enrollment Information*. If you don't meet these requirements, you can still add the class to your shopping cart, but you won't be allowed to register for the class later.

In this example, an honors class was added to the shopping cart, but when the student used *check eligibility*, they discovered that they didn't meet the requirement of being active in the Honors College.

Search Plan Enroll My Academic Bo

my planner shopping cart course histo

Shopping Cart

Add Classes to Shopping Cart

View the following status report for enrollment confirmations and errors:

Description	Message	Status
ARC 452H	Enrollment Requisites are not met. Student must be active in the Honors College. (rg:015056)	✘

SHOPPING CART

CHECK ELIGIBILITY will tell you if the class falls outside of your career. In the example below the student is an undergraduate and had a graduate level class in their shopping cart.



Search Plan Enroll My Academics Booklist


my planner shopping cart course history

Shopping Cart

Add Classes to Shopping Cart

View the following status report for enrollment confirmations and errors:

 OK to Add	 Potential Problem
---	---

Description	Message	Status
ARC 500C	Permission to enroll in this class is required. The class falls outside of the career of study.	

SHOPPING CART

CHECK ELIGIBILITY will tell you if you can't add the same class twice. In the example below the student had an internship class added twice. This course is not set-up to allow this, so an error is received on the second class.



Search Plan Enroll My Academics Booklist



my planner shopping cart course history

Shopping Cart

Add Classes to Shopping Cart

View the following status report for enrollment confirmations and errors:

 OK to Add	 Potential Problem
---	---

Description	Message	Status
ABE 193	OK to Add.	
ABE 193	Multiple enrollments are not allowed for this class. The system has checked your selected shopping cart entries and enrolled classes for this term and has found another instance of this class.	

[SHOPPING CART](#)

CHECK ELIGIBILITY will tell you if the class is being repeated. In the example below the student already took Math 111 but didn't earn an A or B, so they are eligible to repeat the class a second time. The student receives a warning to make sure that this class can be used towards degree requirements. The student will be able to enroll in this class when registration begins, but they will receive this warning message again.

The screenshot shows a student portal interface with navigation tabs: Search, Plan, Enroll, My Academics, and Booklist. Below these are links for my planner, shopping cart, and course history. The main heading is "Shopping Cart" followed by "Add Classes to Shopping Cart". A message states: "View the following status report for enrollment confirmations and errors:". Below this is a table with two columns: "OK to Add" (with a green checkmark icon) and "Potential Problem" (with a red X icon). The main table has three columns: "Description", "Message", and "Status".

Description	Message	Status
MATH 111	This course has been taken previously. You may add this class but you have reached the repeatable limit. Verify that the class will apply toward your course of study.	✓

At the bottom right, there is a green button labeled "SHOPPING CART".

CHECK ELIGIBILITY will tell you if the class cannot be repeated. In the example below the student has already taken MIS 111 and earned a B grade, so they are not eligible to repeat this course.


Search Plan Enroll My Academics Booklist
my planner shopping cart course history

Shopping Cart

Add Classes to Shopping Cart

View the following status report for enrollment confirmations and errors:

 OK to Add  Potential Problem

Description	Message	Status
MIS 111	This course has been taken previously. You must obtain permission to add this class as you have now reached the repeatable limit.	

SHOPPING CART